

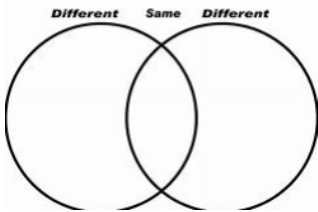
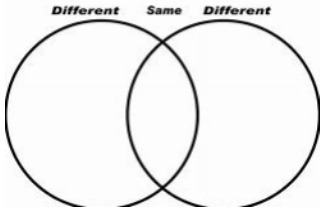
# HOME LEARNING:

## Weekly Schedule: Week 2 T2

DAY:	Subject	Explicit Lesson Foci	Resource Links
Monday	<ul style="list-style-type: none"> <li>○ Literacy</li> <li>○ Numeracy</li> <li>○ Inquiry</li> </ul>	<ul style="list-style-type: none"> <li>○ Literacy Handwriting Reading</li> <li>○ Numeracy Number</li> <li>○ Inquiry Introductory Lesson</li> </ul>	Reading Eggs Login: Matific Login
Tuesday	<ul style="list-style-type: none"> <li>○ Literacy</li> <li>○ Numeracy</li> <li>○ Art</li> </ul>	<ul style="list-style-type: none"> <li>○ Literacy Spelling</li> <li>○ Numeracy Shapes</li> <li>○ Art</li> </ul>	Reading Eggs Login: Matific Login:
Wednesday	<ul style="list-style-type: none"> <li>○ Literacy</li> <li>○ Numeracy</li> <li>○ Inquiry</li> </ul>	<ul style="list-style-type: none"> <li>Literacy Writing</li> <li>○ Numeracy Shapes</li> <li>○ Inquiry Be a Scientist</li> </ul>	Reading Eggs Login: Matific Login:
Thursday	<ul style="list-style-type: none"> <li>○ Literacy</li> <li>○ Numeracy</li> <li>○ Wellbeing</li> </ul>	<ul style="list-style-type: none"> <li>○ Literacy Writing</li> <li>○ Numeracy Chance and Data</li> </ul>	Reading Eggs Login: Matific Login:
Friday	<ul style="list-style-type: none"> <li>○ Field Trip Friday</li> </ul>	<ul style="list-style-type: none"> <li>○ Writers Notebook Entry</li> </ul>	


# HOME LEARNING:

## Monday, April 27<sup>th</sup>

Subject:	Lesson Focus:	Optional Extras:	Info Needed/Tips:
<p>Reading</p>	<p><b>Non-fiction Texts</b>            Read the Sun and Moon, become a space explorer information text and use the in Non-fiction texts sheet to help you to answer the following questions in your workbook.            How do visuals help me? (photos)            Was this text fact or opinion? How do you know?            What was the main idea of the text?</p>	<p>Chose a non-fiction text that you have at home and explore how the visuals help you to understand and interpret the text.</p>	<p>Sun and Moon Text and Non-fiction texts found in RESOURCES on the website</p>
<p>Writing</p>	<p><b>Developing Informative Writing Skills</b>            Watch, the narrative animation, Owl Babies: <a href="https://youtu.be/TPQRISTYFHo">https://youtu.be/TPQRISTYFHo</a>            After reading, think: Is this a fiction (imaginary) text or a non-fiction (informative) text? How do you know? What is the text about? What would you need to do to turn a fiction (imaginary) text about owls into a non-fiction (informative) text about owls? Write some ideas. Read The Great Wise Owl.            What type of text is this? How do you know? How is this text different to the narrative text about owls? Complete a Venn Diagram between the two texts.</p>	<p>Start collecting information texts to share with the class eg. Newspaper articles, brochures, posters.</p>	<p>The Great Wise Owl Text found in RESOURCES on the website</p> 
<p>Math</p>	<p><b>Number</b>            Assigned Matific Online activity            Number Activity  <a href="https://education.qld.gov.au/curriculum/learning-from-home/Maths/year-3/Math_Y3_U6_ILM16_L11_Sh07_SI.pdf">https://education.qld.gov.au/curriculum/learning-from-home/Maths/year-3/Math_Y3_U6_ILM16_L11_Sh07_SI.pdf</a></p>	<p>Activity from you Math Choice Board</p>	<ul style="list-style-type: none"> <li>• Matific Logon</li> </ul>
<p>Inquiry</p>	<p>Use the PowerPoint this photo of <a href="#">the Sun</a> and come up with ten words to describe the Sun, using the <a href="#">Our words: Sun worksheet</a>.            Display this photo of <a href="#">the Moon</a> and come up with ten words to describe the Moon,            1. Display these in your workbook.</p>	 <p>Draw a Ven Diagram and compare the Sun and Moon</p>	<ul style="list-style-type: none"> <li>• Workbook</li> </ul>



# HOME LEARNING:

## Tuesday, April 28<sup>th</sup>

Subject:	Lesson Focus:	Optional Extras:	Info Needed/Tips:
Reading	<p>Read the <b>We Spin Information</b> Text and answer the 6 comprehension questions in your workbook.            Is this text fact or opinion?            What was the main idea?</p>	<p>Can you find another information text on space and record the link or paste a copy of the text in your workbook.            Write a brief summary of the main idea.</p>	<p>We Spin Information Text found in RESOURCES on the website</p>
Spelling	<p><b>Spelling: Rule 1</b> - The letter 'e' at the end of a word usually makes the vowel in the word say its name.            Watch            Video: <a href="https://www.youtube.com/watch?v=c3oA4wfUBak">https://www.youtube.com/watch?v=c3oA4wfUBak</a>            Complete activity under Rule 1 in the Rule Workbook.            Write this rule in your workbook and find 10 words of your own that fit this rule.</p>	<p>Create a poster for your room to demonstrate this rule.</p>	<p>Rule Workbook found in RESOURCES on the website</p>
Math	<p><b>Shape</b>            Create a castle using 3D Objects you can find around your house.            Now draw a diagram of your castle</p>	<p>Math activity</p>	<p>Printed Workbook            3D Objects</p>
Art	<p>In commemoration of ANZAC day create an art piece using materials you find at home and inspiration from the internet.</p> 	<p>Write a summary about the importance of ANZAC day.</p>	<ul style="list-style-type: none"> <li>• Access to the internet</li> <li>• Art materials</li> </ul>

# HOME LEARNING:

## Wednesday, April 29th

Subject:	Lesson Focus:	Optional Extras:	Info Needed/Tips:
Reading	<p>Watch the Cause and Effect Video: <a href="https://www.youtube.com/watch?v=wsOGw6gDokI">https://www.youtube.com/watch?v=wsOGw6gDokI</a> and Read Reading Like a Writer on Cause and Effect. Write 10 Cause and Effect scenarios to explain what happened and why.</p>	Complete an activity from the Literature Choice Board.	Reading Like a Writer pdf found in RESOURCES on the website
Writing	<p><b>Developing Informative Writing Skills</b> The purpose of informative texts is to provide information about a particular topic using facts.</p> <p>Watch the Fact and Opinion video: <a href="https://youtu.be/FlYt5pEcE_g">https://youtu.be/FlYt5pEcE_g</a></p> <p>After watching, think about... What is a fact? Where can we find facts? What is an opinion?</p> <p>Complete the Fact or Opinion Turtle Worksheet, decide whether or not the statement is a fact or an opinion and how can you justify your decision.</p>	<p><b>Writer's Notebook</b> Writer's Notebook Ideas slide 13</p>	Fact or Opinion Turtle Worksheet found in RESOURCES on the website
Math	<p><b>Shape</b></p> <p><a href="https://www.khanacademy.org/math/basic-geo/basic-geometry-shapes/basic-geo-properties-shapes/v/sides-corners">https://www.khanacademy.org/math/basic-geo/basic-geometry-shapes/basic-geo-properties-shapes/v/sides-corners</a></p> <p>Using the source above work through the slides and practice activities to REMIND yourself about 2D shapes.</p> 	 <p><a href="https://www.youtube.com/watch?v=R16E1MEFPcg">https://www.youtube.com/watch?v=R16E1MEFPcg</a> Have a go at drawing a Pyramid</p>	
Inquiry	<p>Complete <a href="#">The Sun and Moon: True or false worksheet</a> and put your answers in your workbook.</p> <p>Brainstorm your ideas about what causes night and day and write them in your workbook.</p> <p>Pose questions about night and day that you would like to answer by the end of this Inquiry and write them down in your workbook.</p>		

# HOME LEARNING:

## Thursday, April 30<sup>th</sup>

Subject:	Lesson Focus:	Optional Extras:	Info Needed/Tips:
Reading	<p>Watch Compare and Contrast video: <a href="https://www.youtube.com/watch?v=kRIPkoJL194">https://www.youtube.com/watch?v=kRIPkoJL194</a>. Complete the Compare and Contrast Summary Frame for two members of your family.</p>	<p>Complete an activity from the <b>Literature Choice Board</b></p>	<p>Compare and Contrast Summary Frame in RESOURCES online</p>
Writing	<p>Use the PowerPoint Presentation Moon Landing from the Resource Folder and create a News Paper article. Upload your article on DoJo when finished.</p> 	<p>Complete an activity from the <b>Writing Choice Board</b></p>	
Wellbeing	<p>Do something kind for someone. Write about how it made them (and you) feel.</p> 	<p><a href="https://www.youtube.com/watch?v=IZP-TMr984s">https://www.youtube.com/watch?v=IZP-TMr984s</a> Take time to complete this mindfulness activity.</p>	<p>Go Noodle FLOW</p>

# HOME LEARNING:

## Friday, April 31st

Subject:	Lesson Focus:		
Writing/ Science/ Technology	<p style="text-align: center;"><b>FIELD TRIP FRIDAY!</b></p> <p style="text-align: center;">Today we are going to visit the International Space Station CLICK HERE: <a href="https://www.youtube.com/watch?v=Kt04Pgmgi0">https://www.youtube.com/watch?v=Kt04Pgmgi0</a></p>		
Writing	Writer's Notebook	<p><u>Optional Extras:</u> Panoramic view of Earth. <a href="https://www.youtube.com/watch?v=9oEsN9A9bm">https://www.youtube.com/watch?v=9oEsN9A9bm</a> <u>w</u></p>	<p><u>Info Needed/Tips:</u></p> <p>Username- Password-</p>

## Resources

### Handwriting Book

[https://education.qld.gov.au/curriculums/learningfromhome/English/year-3/Eng\\_Y3\\_U1\\_ILM16\\_Handwritingbook.pdf](https://education.qld.gov.au/curriculums/learningfromhome/English/year-3/Eng_Y3_U1_ILM16_Handwritingbook.pdf)

### Writing Templates